Reconocimiento de dígitos

Jesús Burgos Maciá

12-9-2018

¿Qué vamos a hacer?

1. Cálculos básicos.
2. Entrenar un modelo y guardar los parámetros
3. Cargar y hacer predicción.

Cálculos básicos

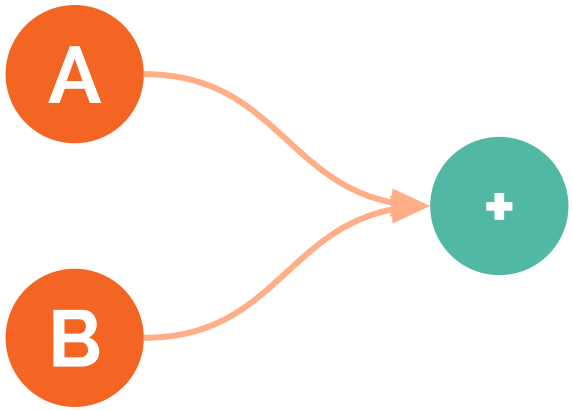
A
B
+

Siempre vamos a trabajar con un grafo computacional

Entrenar un modelo y guardar los parámetros

Formato de la entrada, X



28 x 28
784 pixels

0	0	0	0	0	0	0	0	0	0	0	0	0	0	0	0	0	0	0	0	0	0	0	0	0	0
0	0	0	0	0	0	0	0	0	0	0	0	0	0	0	0	0	0	0	0	0	0	0	0	0	0
0	0	0	0	0	0	0	0	0	0	0	0	0	0	0	0	0	0	0	0	0	0	0	0	0	0
0	0	0	0	0	0	0	0	0	0	0	0	0	0	0	0	0	0	0	0	0	0	0	0	0	0
0	0	0	0	0	0	0	0	0	0	0	0	0	0	0	0	0	0	0	0	0	0	0	0	0	0
0	0	0	0	0	0	0	0	0	0	4	62	146	182	254	254	181	176	139	15	0	0	0	0	0	0
0	0	0	0	0	0	0	0	0	34	186	253	217	208	136	136	136	166	232	99	0	0	0	0	0	0
0	0	0	0	0	0	0	0	61	242	208	111	3	0	0	0	0	0	18	32	107	43	0	0	0	0
0	0	0	0	0	0	0	0	156	242	23	0	0	0	0	0	0	0	13	191	181	6	0	0	0	0
0	0	0	0	0	0	0	0	121	255	98	3	0	0	0	0	0	8	194	225	12	0	0	0	0	0
0	0	0	0	0	0	0	0	0	169	253	120	3	0	0	0	0	128	247	51	0	0	0	0	0	0
0	0	0	0	0	0	0	0	0	3	111	244	169	19	0	14	131	249	117	0	0	0	0	0	0	0
0	0	0	0	0	0	0	0	0	0	0	59	241	235	72	142	229	66	0	0	0	0	0	0	0	0
0	0	0	0	0	0	0	0	0	0	0	0	25	218	254	231	36	0	0	0	0	0	0	0	0	0
0	0	0	0	0	0	0	0	0	0	0	0	0	133	253	221	33	0	0	0	0	0	0	0	0	0
0	0	0	0	0	0	0	0	0	0	0	0	19	237	111	196	217	19	0	0	0	0	0	0	0	0
0	0	0	0	0	0	0	0	0	0	0	0	174	138	0	23	193	204	18	0	0	0	0	0	0	0
0	0	0	0	0	0	0	0	0	0	0	96	224	0	0	0	25	218	169	3	0	0	0	0	0	0
0	0	0	0	0	0	0	0	0	0	0	215	138	0	0	0	0	86	253	99	0	0	0	0	0	0
0	0	0	0	0	0	0	0	0	0	0	215	97	0	0	0	0	3	162	214	11	0	0	0	0	0
0	0	0	0	0	0	0	0	0	0	0	215	97	0	0	0	0	0	118	253	68	0	0	0	0	0
0	0	0	0	0	0	0	0	0	0	0	185	157	0	0	0	0	0	40	254	98	0	0	0	0	0
0	0	0	0	0	0	0	0	0	0	0	50	244	61	0	0	0	0	112	244	58	0	0	0	0	0
0	0	0	0	0	0	0	0	0	0	0	0	174	251	142	59	83	167	244	111	0	0	0	0	0	0
0	0	0	0	0	0	0	0	0	0	0	0	6	133	253	253	253	169	61	3	0	0	0	0	0	0
0	0	0	0	0	0	0	0	0	0	0	0	0	0	0	0	0	0	0	0	0	0	0	0	0	0
0	0	0	0	0	0	0	0	0	0	0	0	0	0	0	0	0	0	0	0	0	0	0	0	0	0
0	0	0	0	0	0	0	0	0	0	0	0	0	0	0	0	0	0	0	0	0	0	0	0	0	0

$$X = \begin{bmatrix} 0 \\ 0 \\ 0 \\ 0 \\ 0 \\ 0 \\ 0 \\ 0 \\ \cdots \\ 0 \end{bmatrix}$$

784 valores

Modelo

$$Y' = softmax(WX + b)$$

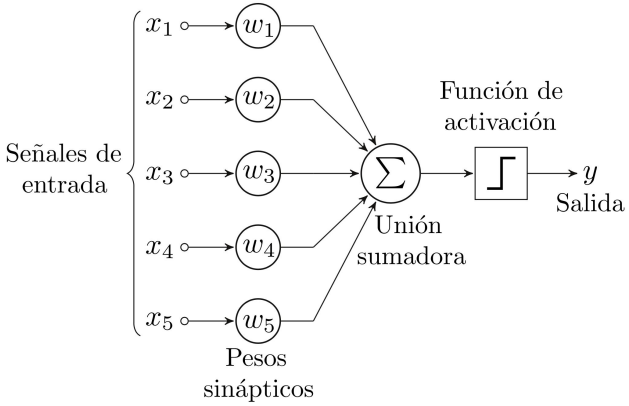

Crédito: Wikipedia

Modelo

$$Y' = softmax(WX + b)$$

$$WX + b = \begin{bmatrix} w_{1,1} & w_{1,2} & w_{1,3} & & w_{1,784} \\ w_{1,1} & w_{1,2} & w_{1,3} & \dots & w_{2,489} \\ w_{1,1} & w_{1,2} & w_{1,3} & & w_{3,784} \\ & \dots & & & \\ w_{10,1} & w_{10,2} & w_{10,3} & & w_{10,784} \end{bmatrix} \begin{bmatrix} x_1 \\ x_2 \\ x_3 \\ \dots \\ x_{10} \end{bmatrix} + \begin{bmatrix} b_1 \\ b_2 \\ b_3 \\ \dots \\ b_{10} \end{bmatrix}$$

Formato de la salida, Y

$$Y' = \begin{bmatrix} y_1 \\ y_2 \\ y_3 \\ y_4 \\ y_5 \\ y_6 \\ y_7 \\ y_8 \\ y_9 \\ y_{10} \end{bmatrix} \qquad Y' = \begin{bmatrix} 0.000 \\ 0.707 \\ 0.019 \\ 0.001 \\ 0.003 \\ 0.179 \\ 0.005 \\ 0.001 \\ 0.025 \\ 0.059 \end{bmatrix}$$

1

Loss function

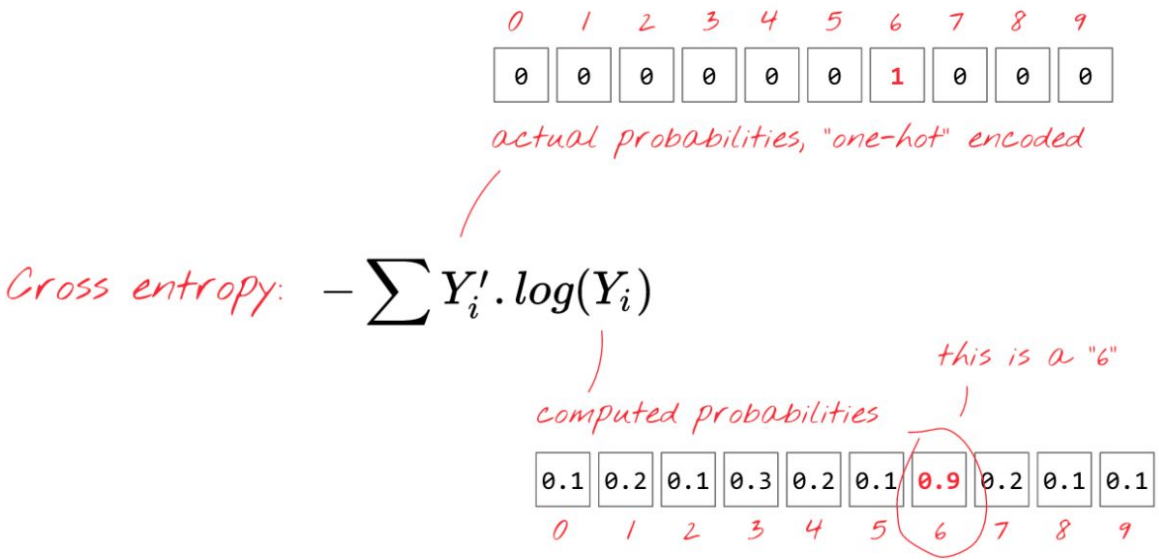

Crédito: Martin Görner, Google

Cargar un modelo y hacer predicciones

Tutorial online



https://codelabs.developers.google.com/codelabs/cloud-tensorflow-mnist

¡Muchas gracias!

Jesús Burgos Maciá
12-9-2018

¿preguntas?